

Coaxial High Power Amplifier

ZHL-100W-352+

50Ω 100W 3000 to 3500 MHz

The Big Deal

- High power, 100W
- Wide bandwidth, 3000 to 3500 MHz
- High gain, 50 dB
- Good gain flatness ± 1.5 dB
- Self-protected from excessive drive, heat, and reverse polarity
- Withstands short and open circuit at output while delivering up to 100W



ZHL-100W-352+



ZHL-100W-352X+

Product Overview

The ZHL-100W-352+ is a Class AB, high-power amplifier providing 100W saturated power over the 3000 to 3500 MHz band, ideal for a variety of high-power test setups as well as applications including communications, radar and more. The ruggedly-designed amplifier provides unconditional stability and built-in self-protection against reverse polarity, excessive drive and overheating. It is capable of withstanding short and open circuits at output while continuously delivering 100W of power. Housed in a rugged aluminum alloy case measuring 5.6 x 8.8 x 1.2", the unit features SMA connectors and an optional heat sink and fan attachment for cooling.

Key Features

Feature	Advantages
Wideband, usable from 2800 to 3600 MHz	Suitable for a broad range of high-power, wideband applications, including test setups, communications and defense applications.
High gain, 50 dB	Enables signal amplification to 100W output without the need for multiple gain stages.
Good gain flatness, ± 1.5 dB	Provides consistent performance across frequency without the need for gain flattening using external components.
Built-in self-protection	In instances of potentially-damaging excessive drive current, heat buildup within the housing, unshorting of DC supply, and short or open loads at the output, an automatic sensing feature signals the unit to power down.
Unconditional stability	Provides reliable performance independent of input and load conditions.

Coaxial High Power Amplifier

ZHL-100W-352+

50Ω 100W 3000 to 3500 MHz

Features

- Saturated power 100W typ.
- Wide bandwidth, usable 2800 to 3600 MHz
- High gain, 50 dB typ.
- Good gain flatness, ±1.5dB typ.
- Unconditionally stable
- Self protected against excessive drive, high case temp., reverse polarity and shorting/unshorting
- Can withstand short and open circuit at output while delivering 100 watts

Applications

- high power test sets
- burn-in set-ups
- communications
- radar



Model No.	ZHL-100W-352+	▲ZHL-100W-352X+
Case Style	BT1834	
Connectors	IN-SMA, OUT-N-Type	

+RoHS Compliant

The +Suffix identifies RoHS Compliance. See our web site for RoHS Compliance methodologies and qualifications

Product Description

ZHL-100W-352+ is a Class-AB, unconditionally stable amplifier. It features a ruggedized case, the ability to withstand accidental open or short at output and reverse bias protection for added reliability under difficult conditions.

Electrical Specifications at 25°C

Parameter	Condition (MHz)	ZHL-100W-352+ ▲ZHL-100W-352X+			Units
		Min.	Typ.	Max.	
Frequency Range		3000	—	3500	MHz
Gain ¹	3000-3500	45	50	57	dB
Gain Flatness ¹	3000-3500	—	±1.5	±2.0	dB
Output Power at 1dB compression	3000-3500	+48	+50	—	dBm
Output Power at 3dB compression	3000-3500	+49	+51	—	dBm
Noise Figure	3000-3500	—	7.3	10	dB
Output third order intercept point ²	3000-3500	+53	+55	—	dBm
Input VSWR ¹	3000-3500	—	1.35	2.0	:1
Output VSWR ¹	3000-3500	—	1.5	2.0	:1
DC Supply Voltage		—	28 ⁴	30	V
Supply Current ³		—	18	20	A

1. Small signal input power -15 dBm typ.

2. Two tones, 40 dBm/tone, 1 MHz spacing.

3. Power supply should be capable of delivering 20A at start up;
18 A current measurement at 100 W output.

4. Recommended Operating Voltage.

▲Heat sink and fan not included. Alternative heat sinking and heat removal must be provided by the user to limit maximum base-plate temperature to 60°C, in order to ensure proper performance. For reference, this requires thermal resistance of user's external heat sink to be 0.05°C/W max.

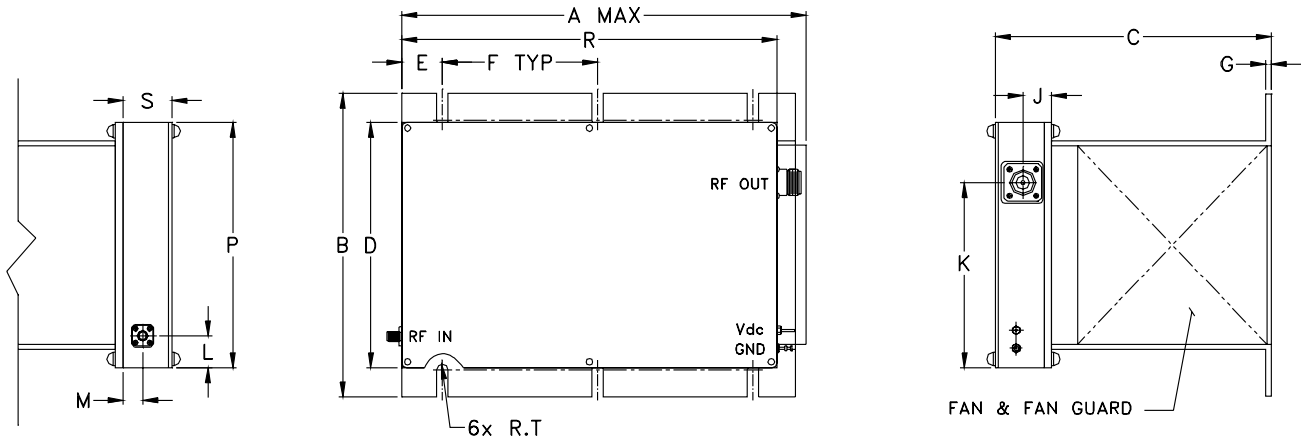
Maximum Ratings

Parameter	Ratings
Operating Ambient Temperature (With Mini-Circuits' heatsink and fan)	-20°C to 45°C
Base Plate Temperature (When used without heatsink)	-20°C to 60°C
Storage Temperature	-55°C to 100°C
DC Voltage	30V
Input RF Power (no damage)	+7 dBm

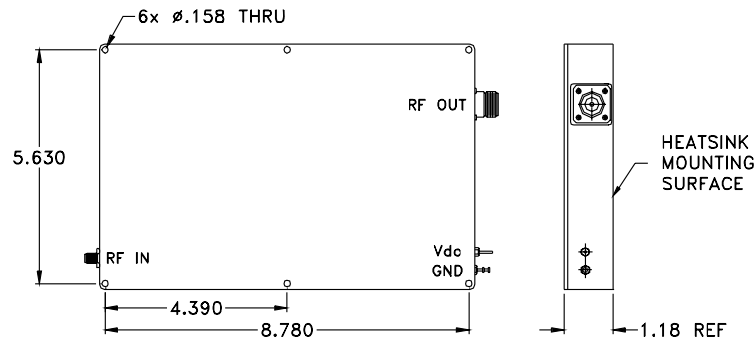
Permanent damage may occur if any of these limits are exceeded.



Outline Drawing for models with heatsink



MOUNTING INFORMATION FOR MODELS WITHOUT HEATSINK.

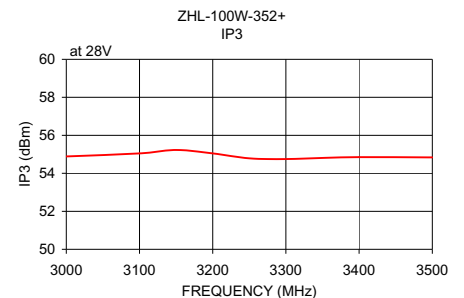
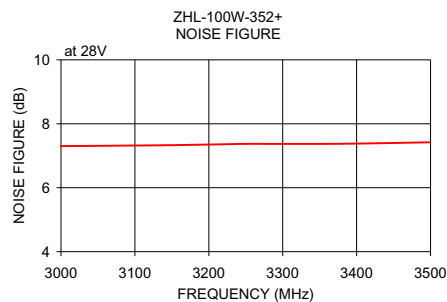
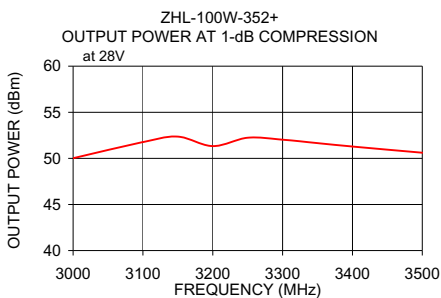
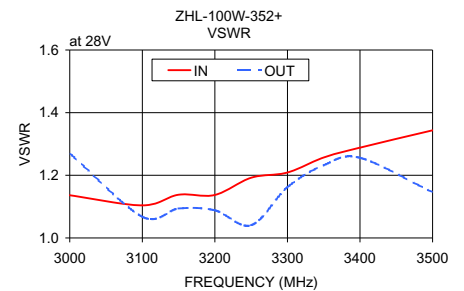
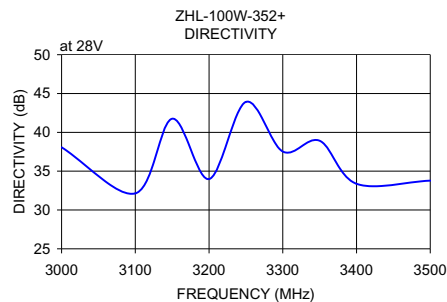
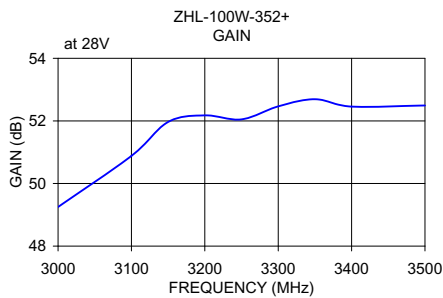


Outline Dimensions (inch/mm)

A	B	C	D	E	F	G	J	K	L	M	P	R	S	T	wt
9.85	7.3	6.6	6.00	.98	3.75	.13	.51	4.46	.77	.47	5.91	9.06	1.18	.135	grams*
250.19	185.42	167.64	152.40	24.89	95.25	3.30	12.95	113.28	19.56	11.94	150.11	230.12	29.97	3.43	5350

*1670 grams without heatsink

FREQUENCY (MHz)	GAIN (dB)	DIRECTIVITY (dB)	VSWR (:1)		POUT at 1 dB COMPR. (dBm)	NOISE FIGURE (dB)	IP3 (dBm)
	28V	28V	IN	OUT	28V	28V	28V
3000	49.25	38.07	1.14	1.27	50.02	7.30	54.89
3100	50.88	32.13	1.10	1.07	51.77	7.32	55.05
3150	51.97	41.75	1.14	1.09	52.36	7.33	55.23
3200	52.18	33.98	1.14	1.09	51.33	7.35	55.05
3250	52.05	43.92	1.19	1.04	52.24	7.37	54.79
3300	52.47	37.53	1.21	1.16	52.02	7.37	54.75
3350	52.69	38.92	1.26	1.23	51.65	7.37	54.81
3400	52.46	33.37	1.29	1.26	51.28	7.38	54.85
3500	52.49	33.78	1.34	1.15	50.61	7.42	54.84



Additional Notes

- Performance and quality attributes and conditions not expressly stated in this specification document are intended to be excluded and do not form a part of this specification document.
- Electrical specifications and performance data contained in this specification document are based on Mini-Circuit's applicable established test performance criteria and measurement instructions.
- The parts covered by this specification document are subject to Mini-Circuits standard limited warranty and terms and conditions (collectively, "Standard Terms"); Purchasers of this part are entitled to the rights and benefits contained therein. For a full statement of the Standard Terms and the exclusive rights and remedies thereunder, please visit Mini-Circuits' website at www.minicircuits.com/MCLStore/terms.jsp